

Dear Parent,

We at LeapFrog know that you are your child's most important teacher. Our goal is to help you build an environment for your child that is rich in experiences—one that encourages discovery and fosters learning success.

As children grow, they are ready for more complex challenges. For preschoolers, we have a line of products that develop basic fundamentals to help prepare children to enter the classroom. Cheerful characters and delightful songs enhance the play experience while teaching the alphabet, phonics, vocabulary, colors, numbers and counting.

LeapFrog® learning toys are designed to grow alongside your child through each stage of development. All are made with the same playful spirit that promotes a lifelong love of learning. For additional information on how to make learning fun and effective, visit our Web site (www.leapfrog.com), where you'll find tips from parents and educators. We hope you'll join us there.

Sincerely,

Mike Wood

Mike Wood
President
LeapFrog Enterprises, Inc.

Parent Guide & Instructions

This guide contains important information.
Please keep it for future reference.



Explore a world full
of learning fun!



Junior
Explorer
Globe

www.leapfrog.com

Part #:600-01563

More fun learning toys from LeapFrog!

Preschool



Imagination Desk®
Learning System
3+ years



Learn to Read
Phonics Desk® System
3+ years



Phonics Writing Desk™
4+ years



Math Desk
4+ years

Inspiring a Lifelong Love of Learning

EXPLORATION AND CREATIVITY

- ✓ Children are encouraged to explore the world as they turn the globe and touch pictures and words.

LANGUAGE DEVELOPMENT

- ✓ Children are introduced to basic geographical terms, animal names and points of interest.
- ✓ Listening to common phrases in many different languages helps expand language skills.

COGNITIVE DEVELOPMENT

- ✓ Following simple clues and playing learning games help children develop cognitive skills.

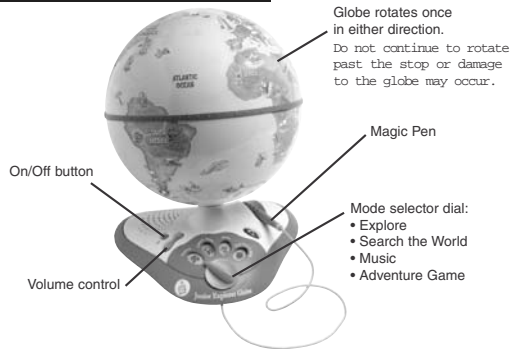
PERCEPTUAL SKILLS

- ✓ Colorful pictures stimulate visual perception.

MOTOR SKILLS



- ✓ Children practice hand-eye coordination as they find and touch pictures.

INSTRUCTIONS FOR PLAY



Each touch of the "magic" pen unlocks new discoveries and lets children experience the world through songs, languages and amazing facts about animals and places.


How to play with the Junior Explorer Globe:

- 1) Press  to turn on the globe.
- 2) Turn the mode selector dial to choose one of four fun games.
- 3) Use the magic pen to touch pictures of animals, places, continent names, ocean names and the compass.
- 4) Press the repeat button  at any time to repeat a fun fact, song or clue.

Four Fun Learning Modes!

Explore 

Explore mode encourages children to touch pictures and learn about their world.

Turn the mode selector dial to Explore mode 


Touch the magic pen to any full color picture. Touch again to hear additional facts about each picture.

- Touch a continent name to play the Language Echo song! Sing along with Lily to learn common words in 16 languages!
- Touch an animal picture and hear up to six fun facts about that animal. For example, if you touch the picture of the lion, you'll hear, "Lions say hello by rubbing cheeks!" Touch again to hear, "The male lion has a big furry mane!"
- Touch a place picture and hear up to three fun facts about that place. For example, if you touch the picture of Mt. Everest you'll hear, "Mt. Everest is the highest mountain in the world!" Touch again to hear, "Mt. Everest is so tall it is always covered with snow!"


- Touch an ocean name and hear fun facts about that ocean. For example, if you touch the words "Pacific Ocean" you'll hear, "The Pacific Ocean is bigger than all the land in the world!"
- Touch the compass to hear information about compass directions. For example, if you touch "North" you'll hear, "North is toward the top of the globe!"


Search the World 

Search the World encourages children to use the facts they have learned in Explore mode as clues to find animals and places on the globe.

Turn the mode selector dial to Search the World mode 


- Leap will ask you to touch the magic pen to any picture to start a game. He will then ask you to find an animal or place in that continent (or ocean) using clues you learned in Explore mode.

Adventure Rap 

Turn the mode selector dial to Adventure mode  and touch any picture to play a fun learning rap that includes the name, location and sound (if there is one) of the image.

Music 

Touch each picture on the globe to hear a unique tune!

Turn the mode selector dial to Music mode 

- Touch each continent name and hear unique regional music.
- Touch an animal, place, ocean name or compass direction and hear a unique tune for each picture!

Important:

- The Junior Explorer Globe will only detect full color pictures of animals, places, continent names, ocean names and the compass when touched. Background pictures of mountains, forests, grasslands, waves, and any other "blank" places on the globe will not play audio.

Caution!:

- The globe rotates one full rotation in either direction before coming to a stop. Do not continue to rotate past the stop or damage to the globe may occur.

Battery Information:

Batteries included are for in-store demonstration purposes only. Replace with new batteries to improve performance.

Battery Safety:

- Batteries are small objects. Replacement of batteries must be done by adults. Follow the polarity (+/-) diagram in the battery compartment. Promptly remove dead batteries from the toy. Dispose of used batteries properly.
- Only batteries of the same or equivalent type as recommended are to be used. DO NOT incinerate used batteries.
- DO NOT dispose of batteries in fire, as batteries may explode or leak.
- DO NOT mix old and new batteries or types of batteries (i.e. alkaline/standard).
- DO NOT use rechargeable batteries.
- DO NOT recharge non-rechargeable batteries.
- DO NOT short-circuit the supply terminals.

Battery Installation:

1. Requires 4AA (called LR6 in some countries) alkaline batteries.
2. Open the battery door with a screwdriver.
3. Install new batteries as shown in the polarity diagram (+/-) inside the battery compartment.
4. Replace battery door securely.

TROUBLESHOOTING	
Symptom:	Try This:
Toy does not turn on or does not respond	<ul style="list-style-type: none">• Remove batteries and put them back in• Make sure battery cover is correctly secured• Clean battery contacts with rubbing alcohol• Install new batteries
Toy makes strange sounds or behaves erratically	<ul style="list-style-type: none">• Install new batteries
Toy makes improper responses	<ul style="list-style-type: none">• Check batteries

Consumer Service contact:

Please visit our Consumer Support Web site at <http://www.leapfrog.com/support> 24 hours a day. You can search for frequently asked questions, or submit a question to our support staff via email.

Telephone: (800) 701-LEAP (5327)
Hours: Monday through Friday, 5:00 AM to 7:00 PM, and Saturday, 7:00 AM to 4:00 PM, Pacific Time

UK Office:
email: info@leapfrog.uk.net
Tel: 0800 169 5435
EIRE: 00 44 1702 200244

IMPORTANT: Please notify the LeapFrog Consumer Service department of any difficulties before returning this product for any reason. Returns must have a Return Authorization number (RA#) in order to be processed. If the service representative is unable to solve the problem, you will be given instructions on how to replace the product.

WARNING: Changes or modifications to this unit not expressly approved by the party responsible for compliance could void the user's authority to operate the equipment.

Note:

This device complies with Part 15 of the FCC rules.

Operation is subject to the following two conditions:

- 1) This device may not cause harmful interference, and
- 2) This device must accept any interference received, including interference that may cause undesired operation.

This equipment has been tested and found to comply with the limits for a Class B digital device pursuant to Part 15 of the FCC rules. These limits are designed to provide reasonable protection against harmful interference to radio communications. Because this toy generates, uses, and can radiate radio frequency energy, there can be no guarantee that interference will not occur. If this toy does cause interference to radio or television reception (you can check this by turning the toy off and on while listening for the interference), one or more of the following measures may be useful:

- Reorient or relocate the receiving antenna
- Increase the separation between the toy and the radio or the TV
- Consult the dealer or an experienced TV-radio technician for help

Warranty Information

This LeapFrog product is warranted only to the original purchaser for a period of three months from the original purchase date, under normal use and service, against defective workmanship and material. This warranty is void if the product has been damaged by accident or unreasonable use, immersion in water, neglect, abuse, battery leakage or improper installation, improper service, or other causes not arising out of defects in workmanship or materials. Repair or replacement as provided under this warranty is the exclusive remedy of the purchaser. LeapFrog shall not be liable for any incidental or consequential damages for breach of any express warranty on this product. Any implied warranty of merchantability or fitness for a particular purpose on this product is limited to the duration of this warranty. Some states do not allow the exclusion or limitation of incidental or consequential damages, or limitation on how long an implied warranty lasts, so the above limitations or exclusions may not apply to you. This warranty gives you specific legal rights and you may also have other rights, which vary from state to state.

During the warranty period, your product will either be repaired or replaced at LeapFrog's option, when returned, shipping prepaid and with proof of purchase date as instructed by a LeapFrog service representative. In the event that your product is replaced, the replacement will be covered under the original warranty or for 30 days, whichever is longer.

LEAPFROG, the LEAPFROG LOGO, IMAGINATION DESK, and PHONICS DESK are registered trademarks of LeapFrog Enterprises, Inc. PHONICS WRITING DESK is a trademark of LeapFrog Enterprises, Inc. © 2002 LeapFrog Enterprises, Inc. All rights reserved.

MADE IN CHINA

Visit our fun-filled Web site at: www.leapfrog.com
For ages 3 years and up