

Dear Parent,

We at LeapFrog know that you are your child's most important teacher. Our goal is to help you build an environment for your child that is rich in experiences—one that encourages discovery and fosters learning success.

As children grow, they are ready for more complex challenges. For preschoolers, we have a line of products that develop basic fundamentals to help prepare children to enter the classroom. Cheerful characters and delightful songs enhance the play experience while teaching the alphabet, phonics, vocabulary, colors, numbers and counting.

LeapFrog® learning toys are designed to grow alongside your child through each stage of development. All are made with the same playful spirit that promotes a lifelong love of learning. For additional information on how to make learning fun and effective, visit our Web site (www.leapfrog.com), where you'll find tips from parents and educators. We hope you'll join us there.

Sincerely,

Mike Wood

Mike Wood
President
LeapFrog Enterprises, Inc.

Parent Guide & Instructions

This guide contains important information.
Please keep it for future reference.



Turn up the tunes and
play a fun learning game!



Phonics Radio

www.leapfrog.com

More fun learning toys from LeapFrog!

Preschool



**Pretend & Learn™
Shopping Cart**
2 years and up



Sing Along Microphone™
2 years and up



**Imagination Desk®
Learning System**
3 years and up



**Learn to Read
Phonics Desk® System**
3 years and up

Inspiring a Lifelong Love of Learning

LANGUAGE DEVELOPMENT

- ✓ Children are introduced to the names and phonemes of each letter in the alphabet.
- ✓ Music and rhyming help children recognize letter sounds and how sounds make words.

EXPLORATION AND CREATIVITY

- ✓ Children are encouraged to explore the alphabet as they flip letter pages and press letter buttons.

COGNITIVE DEVELOPMENT

- ✓ Following simple clues and playing learning games help children develop cognitive skills.

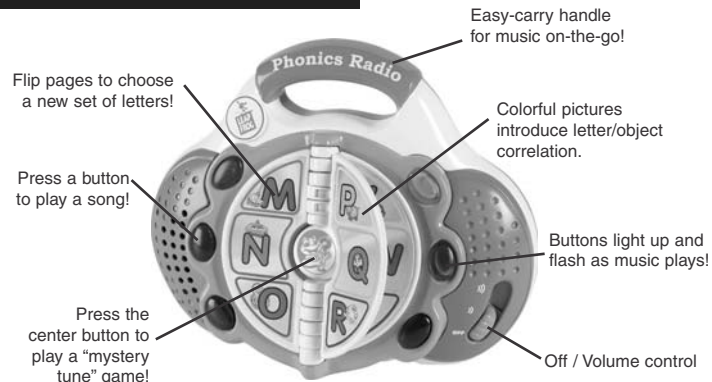
PERCEPTUAL SKILLS

- ✓ Bright pictures and flashing lights stimulate visual perception.

MOTOR SKILLS

- ✓ Children practice hand-eye coordination as they flip letter pages and press letter buttons.



INSTRUCTIONS FOR PLAY



How to Play with the Phonics Radio

- Turn the off/volume control switch to **||** or **|||** and press a button next to a letter to hear a song about that letter.
- Flip the letter pages to change songs.
- Turn to the last letter page, and press buttons to play the *Alphabet Song*, *Old MacDonald*, *Row Your Boat* and *This Old Man*.

Mystery Tune Game

1. Turn the off/volume control switch to **||** or **|||** and press .
2. The Phonics Radio will play a song and ask you to find the matching letter button.
3. Press  to play again!

Caring for your Phonics Radio:

- Keep product away from foods and beverages.
- Clean with a slightly damp cloth (cold water) and mild soap.
- Never submerge Phonics Radio in water.
- Remove batteries during prolonged storage.
- Avoid exposing Phonics Radio to extreme temperatures.

Battery Information:

Batteries included are for in-store demonstration purposes only. Replace with new batteries to improve performance.

Battery Safety:

Batteries are small objects. Replacement of batteries must be done by adults. Follow the polarity (+/-) diagram in the battery compartment. Promptly remove dead batteries from the toy. Dispose of used batteries properly. Only batteries of the same or equivalent type as recommended are to be used. DO NOT incinerate used batteries. DO NOT dispose of batteries in fire, as batteries may explode or leak. DO NOT mix old and new batteries or types of batteries (i.e. alkaline/standard). DO NOT use rechargeable batteries. DO NOT recharge non-rechargeable batteries. DO NOT short-circuit the supply terminals.

Battery Installation:

1. Requires 3 AA (called LR6 in some countries) alkaline batteries.
2. Open the battery door with a screwdriver.
3. Install new batteries as shown in the polarity diagram (+/-) inside the battery compartment.
4. Replace battery door securely.

TROUBLESHOOTING	
Symptom:	Try This:
Toy does not turn on or does not respond	<ul style="list-style-type: none"> • Remove batteries and put them back in • Make sure battery cover is correctly secured • Clean battery contacts with rubbing alcohol • Install new batteries
Toy makes strange sounds or behaves erratically	<ul style="list-style-type: none"> • Install new batteries
Toy makes improper responses	<ul style="list-style-type: none"> • Check batteries

Consumer Service contact:

Please visit our Consumer Support Web site at <http://www.leapfrog.com/support> 24 hours a day. You can search for frequently asked questions, or submit a question to our support staff via email.

U.S./Canada Office

Telephone: (800) 701-LEAP (5327)

Hours: Monday through Friday, 5:00 AM to 7:00 PM, and Saturday, 7:00 AM to 4:00 PM, Pacific Time

UK Office:

email: info@leapfrog.uk.net

Tel: 0800 169 5435

EIRE: 00 44 1702 200244

Hours: Monday through Friday, 9:00 AM to 5:00 PM.

IMPORTANT: Please notify the LeapFrog Consumer Service department of any difficulties before returning this product for any reason. Returns must have a Return Authorization number (RA#) in order to be processed. If the service representative is unable to solve the problem, you will be given instructions on how to replace the product.

WARNING: Changes or modifications to this unit not expressly approved by the party responsible for compliance could void the user's authority to operate the equipment.

Note:

This device complies with Part 15 of the FCC rules.

Operation is subject to the following two conditions:

- 1) This device may not cause harmful interference, and
- 2) This device must accept any interference received, including interference that may cause undesired operation.

This equipment has been tested and found to comply with the limits for a Class B digital device pursuant to Part 15 of the FCC rules. These limits are designed to provide reasonable protection against harmful interference to radio communications. Because this toy generates, uses, and can radiate radio frequency energy, there can be no guarantee that interference will not occur. If this toy does cause interference to radio or television reception (you can check this by turning the toy off and on while listening for the interference), one or more of the following measures may be useful:

- Reorient or relocate the receiving antenna
- Increase the separation between the toy and the radio or the TV
- Consult the dealer or an experienced TV-radio technician for help

Warranty Information

This LeapFrog product is warranted only to the original purchaser for a period of three months from the original purchase date, under normal use and service, against defective workmanship and material. This warranty is void if the product has been damaged by accident or unreasonable use, immersion in water, neglect, abuse, battery leakage or improper installation, improper service, or other causes not arising out of defects in workmanship or materials. Repair or replacement as provided under this warranty is the exclusive remedy of the purchaser. LeapFrog shall not be liable for any incidental or consequential damages for breach of any express warranty on this product. Any implied warranty of merchantability or fitness for a particular purpose on this product is limited to the duration of this warranty. Some states do not allow the exclusion or limitation of incidental or consequential damages, or limitation on how long an implied warranty lasts, so the above limitations or exclusions may not apply to you. This warranty gives you specific legal rights and you may also have other rights, which vary from state to state.

During the warranty period, your product will either be repaired or replaced at LeapFrog's option, when returned, shipping prepaid and with proof of purchase date as instructed by a LeapFrog service representative. In the event that your product is replaced, the replacement will be covered under the original warranty or for 30 days, whichever is longer.

LEAPFROG, the LEAPFROG LOGO, IMAGINATION DESK and PHONICS DESK are registered trademarks of LeapFrog Enterprises, Inc. PRETEND & LEARN is a trademark of LeapFrog Enterprises, Inc. © 2002 LeapFrog Enterprises, Inc. All rights reserved.

MADE IN CHINA

Visit our fun-filled Web site at: www.leapfrog.com

For ages 18 months and up

Part No. 600-02010