

Dear Parent,

We at LeapFrog know that you are your child's most important teacher. Our goal is to help you build an environment for your child that is rich in experiences—one that encourages discovery and fosters learning success.

The LeapPad® Plus Writing platform helps teach your child reading, plus writing and math! This system works with an exclusive library of books, and is also compatible with an ever-growing LeapPad Library of 50+ interactive books. LeapPad books are designed to grow with your child through each stage of reading, from reading readiness to reading fluency. From early discovery of letters and sounds to the more advanced concepts of sentence construction and story comprehension, the LeapPad learning system combines creative play with a proven educational curriculum that makes learning effective and fun.

LeapFrog® learning toys are designed to grow alongside your child through each stage of development. All are made with the same playful spirit that promotes a lifelong passion for learning. For additional information on how to make learning fun and effective, visit our Web site (www.leapfrog.com), where you'll find tips from parents and educators. We hope you'll join us there.

Sincerely,



Mike Wood
President
LeapFrog Enterprises, Inc.



LeapPad Plus Writing
LEARNING SYSTEM



**Helps Teach Your Child Reading,
Plus Writing and Math!**

Parent Guide & Instructions

This guide contains important information.
Please keep it for future reference.

www.leapfrog.com

LeapPad[®] Library

Over 50 book library grows with your child, so the fun never ends!

Plus, over **16** Quantum Pad™ books work with the LeapPad Learning System.*

LeapFrog[®]
LEAP•START.
 Preschool-K • Up to Age 5

Pre-Reading, Pre-Math and Essential Subjects

Picture Books and Activity Books

12
 BOOKS

© 2002 Dove © 1999 Dove

Phonics
 Preschool-Grade 2 • Ages 4-7

A step-by-step program that helps your child learn to read.

10 Lesson Books 4 Activity Books

LeapFrog[®]
LEAP•1
 Preschool-Grade 1 • Ages 4-6

Reading, Math and Essential Subjects

Storybooks and Activity Books

13
 BOOKS

© 2002 LeapFrog, Inc. All rights reserved. 16 out of 16 titles available.

LEAP•2
 Grades 1-3 • Ages 6-8

Reading Comprehension and Reading to Learn

First Chapter Books and Subject-Based Books

© 2003 Kluwe Howard, Inc.

LeapPad[®] Plus Writing Library

Pre-K

Learn early reading, writing and math skills.



Kindergarten

Prepare for success in school! Learn letter-writing basics, beginning reading and math.



1st Grade

Learn essential skills for 1st grade!
 Read, spell, add, subtract and much more!



*All books not available in all markets.



INSTRUCTIONS FOR PLAY

Before using your LEAPPAD Plus Writing platform, please refer to the “Magic Pencil Reference Card.”

- Insert the cartridge and place the LEAPPAD book into the LEAPPAD Plus Writing player. (You will not need a cartridge for the green LEAPPAD included book, “A Collection from the LEAPPAD Library.”)
- Press the ON/OFF button to begin play.
- Use the LEAPPAD Plus Writing pencil attached to the player to touch the **GO** on the edge of the page. (You will only need to switch your pencil to Writing Mode for the writing activities in the LEAPPAD Plus Writing Books. All regular LEAPPAD Library books require the pencil to be in non-writing mode. Please see the “Magic Pencil Reference Card” for more information.)
- Now use your LEAPPAD Plus Writing pencil to touch words and pictures to make them come to life! Remember, you must touch the **GO** every time you turn the page.


Your LEAPPAD Library book may contain the following features:

Say It

- Touch the  to hear the entire page read aloud.
- Touch the  in Phonics, LEAP™ 1 and LEAP™ 2 books with the LEAPPAD pencil, then touch any word on the page to hear it spoken.

Sound It

Explore letters (or groups of letters) and their sounds.

- Touch the  in Phonics books with the LEAPPAD pencil to hear phonetic sounds.
- Try touching each letter in a word (left to right) or lightly drag the LEAPPAD Plus Writing pencil across a word to hear it sounded out.
- Certain letter combinations, or letter groups, are highlighted in yellow. These letters make phonetic sounds that are different from the phonetic sounds of each letter. Touch a letter group to hear the sound it makes.

Spell It

- Learn how to spell words by touching the  in Phonics, LEAP 1 and LEAP 2 books with the LEAPPAD Plus Writing pencil, then touching any word on the page.



Define It

- Learn the definition and hear the proper pronunciation of words in bold in LEAPPAD Plus Writing reading books. Touch a word in bold once for pronunciation, twice for the definition.

Play a Fun Learning Game

Look for the game icon at the bottom of the page to play a fun learning game. When you see one of these icons, touch it with the LEAPPAD® Plus Writing pencil to shift into game mode. The icon for each book will be unique, but will always be located at the bottom of the page.




- Touch the game icon at the bottom of the page with the LEAPPAD Plus Writing pencil, and then follow the instructions.
- Try keeping track of correct answers so you can play against yourself and friends!
- Look for other special icons at the bottom of the page that feature fun activities such as music mode and language mode.  

Interact with Pictures on the Page

Touch any of the characters or pictures with the LEAPPAD Plus Writing pencil to hear them magically come alive. Touch them again, and they may surprise you with more fun sounds and phrases!

Stop an Activity

You can stop any activity, story or sound by touching the LEAPPAD Plus Writing pencil to .

Volume Control

Touch the LEAPPAD Plus Writing pencil to the volume controls to adjust the audio volume on your LEAPPAD Plus Writing learning system.

Automatic Shut-off

When you are done playing with the LEAPPAD Plus Writing learning system, press the ON/OFF button with your finger. Otherwise, the LEAPPAD Plus Writing player will turn off automatically if it hasn't been used for a few minutes.

Headphone Jack

For quiet play, there is a jack for use with your personal headphones (or speakers) located on the back of the LEAPPAD Plus Writing learning system base. Consult the headphone or speaker manufacturer's operating instructions. Headphones are not included.

Warning:

- **Headphone wires can be dangerous to small children. Headphones should only be used under adult supervision.**
- **This product may temporarily cease to function if subjected to electrostatic disturbance. To resume play, it may be necessary to turn the power off and back on or to remove and reinstall batteries.**
- **This product may function incorrectly if subjected to radio-frequency interference (R.F.I.). To resume play, the source of R.F.I. must be removed, and it may be necessary to turn the power off and back on or to remove and reinstall the batteries.**

Care and Maintenance:

- Caring for your LEAPPAD Plus Writing learning system and LEAPPAD books:
 - Keep away from food and beverages
 - To clean, use a slightly damp cloth and mild soap. Air dry only
 - Never use in water, or submerge in water
 - Avoid bending, fraying, or biting LEAPPAD books
 - Remove batteries during prolonged storage
 - Avoid extreme temperatures

