


INSTRUCTIONS FOR PLAY





Important: Before using the SUPER SAVER™ Teaching Bank, we recommend you replace the demonstration batteries with 3 new AA alkaline batteries, which will typically last for the standard lifetime use of the bank.

If the batteries drain, the savings total will reset to \$0. If this happens, please remove the coins in the savings drawer and reinsert them into the bank to reestablish the total.

To reset the bank to \$0, hold down the  button for 10 seconds.

How to Play:

- Turn goal dial to set the desired savings amount. If the goal is changed, the bank will reconfirm the new goal.
- Insert a coin to hear its name, value and a fun fact about the coin. The bank recognizes the U.S. quarter, dime, nickel and penny.
- Each time a coin is inserted, the total savings amount is announced along with a phrase about how close your child is to his or her savings goal. The goal meter will light up when your child reaches 1/4, 1/2, 3/4, and the final goal.
- Your child can press the  button at anytime to hear his or her total savings and how close he or she is to the goal. Press the  button again to hear fun facts, jokes and songs.

The bank will track the weight of coins based on which coins have been deposited, and will announce when it is full. As a reference, the bank can hold the following total coins before it is full.

180 quarters = \$45 400 dimes = \$40 200 nickels = \$10 375 pennies = \$3.75

When your child has filled the bank, he or she can use the Bank Record sheet provided with this Parent Guide to record and track additional savings. Parents can remove the coins from the coin drawer and record the amount saved on the Bank Record sheet. You may want to exchange coins for bills, and return the bills to the coin drawer. You can store the Bank Record sheet in the coin drawer by inserting it into the slot provided.

Battery Information:

Batteries included are for in-store demonstration, and should be replaced to improve performance. Requires 3 AA (called LR6 in some countries) alkaline batteries.

Battery Safety:

- Batteries are small objects. Replacement of batteries must be done by adults.
- Follow the polarity (+/-) diagram in the battery compartment.
- Promptly remove dead batteries from the toy.
- Dispose of used batteries properly.

Only batteries of the same or equivalent type as recommended are to be used.

- DO NOT** incinerate used batteries.
- DO NOT** dispose of batteries in fire, as batteries may explode or leak.
- DO NOT** mix old and new batteries or types of batteries (i.e. alkaline/standard).
- DO NOT** use rechargeable batteries.
- DO NOT** recharge non-rechargeable batteries.
- DO NOT** short-circuit the supply terminals.

Battery Installation:

- Open the battery door with a screwdriver.
- Install new batteries as shown in the polarity diagram (+/-) inside the battery compartment.
- Replace battery door securely.

TROUBLESHOOTING

Symptom:	Try This:
Toy does not turn on or does not respond	<ul style="list-style-type: none"> Make sure batteries are correctly installed Make sure battery cover is securely attached Remove batteries and put them back in Clean battery contacts with rubbing alcohol Install new batteries
Toy makes strange sounds or behaves erratically	<ul style="list-style-type: none"> Install new batteries Clean battery contacts with rubbing alcohol
Toy makes improper responses	<ul style="list-style-type: none"> Install new batteries Clean battery contacts with rubbing alcohol
Display stops working	<ul style="list-style-type: none"> Install new batteries
Coin jam	<ul style="list-style-type: none"> Open door on left side of bank Use a knife or flat ruler to free jammed coins

U. S./Canada Consumer Service Contact:

Please visit our U.S. Consumer Support Web site at: <http://www.leapfrog.com/support>, or our Canada Consumer Support Web site at: <http://lfcanada.custhelp.com>, 24 hours a day. You can search for frequently asked questions, or submit a question to our support staff via e-mail.

U.S./Canada Office:

Telephone: (800) 701-LEAP (5327)
Hours: Monday through Friday, 5:00 AM to 7:00 PM and Saturday 7:00 AM to 4:00 PM, Pacific time.

U.K. Consumer Service Contact

Please visit our U.K. Consumer Support Web site at: <http://leapfroguk.custhelp.com>, 24 hours a day. You can search for frequently asked questions, or submit a question to our support staff via e-mail.

U.K. Office:

Telephone: 0800 169 5435
Eire: 00 44 1702 200244
Hours: Monday through Friday, 9:00 AM to 5:00 PM.

IMPORTANT: Please notify the LeapFrog Consumer Service department of any difficulties before returning this product for any reason. Returns must have a Return Authorization number (RA#) in order to be processed. If the service representative is unable to solve the problem, you will be given instructions on how to replace the product.

WARNING: Changes or modifications to this unit not expressly approved by the party responsible for compliance could void the user's authority to operate the equipment.

Note:

This device complies with Part 15 of the FCC rules.

Operation is subject to the following two conditions:

- This device may not cause harmful interference, and
- This device must accept any interference received, including interference that may cause undesired operation.

This equipment has been tested and found to comply with the limits for a Class B digital device pursuant to Part 15 of the FCC rules. These limits are designed to provide reasonable protection against harmful interference to radio communications. Because this toy generates, uses, and can radiate radio frequency energy, there can be no guarantee that interference will not occur. If this toy does cause interference to radio or television reception (you can check this by turning the toy off and on while listening for the interference), one or more of the following measures may be useful:

- Reorient or relocate the receiving antenna
- Increase the separation between the toy and the radio or the TV
- Consult the dealer or an experienced TV-radio technician for help

Warranty Information

This LeapFrog product is warranted only to the original purchaser for a period of 3 months from the original purchase date, under normal use and service, against defective workmanship and material. This warranty is void if the product has been damaged by accident or unreasonable use, immersion in water, neglect, abuse, battery leakage or improper installation, improper service, or other causes not arising out of defects in workmanship or materials. Repair or replacement as provided under this warranty is the exclusive remedy of the purchaser. LeapFrog shall not be liable for any incidental or consequential damages for breach of any express warranty on this product. Any implied warranty of merchantability or fitness for a particular purpose on this product is limited to the duration of this warranty. Some states do not allow the exclusion or limitation of incidental or consequential damages, or limitation on how long an implied warranty lasts, so the above limitations or exclusions may not apply to you. This warranty gives you specific legal rights and you may also have other rights, which vary from state to state.

During the warranty period, your product will either be repaired or replaced at LeapFrog's option, when returned, shipping prepaid and with proof of purchase date as instructed by a LeapFrog service representative. In the event that your product is replaced, the replacement product will be covered under the original warranty or for 30 days, whichever is longer.

Canada: In addition to the above-referenced warranty, the hardware component shall be free from defects in material and workmanship for 12 months. The above express warranty and any applicable implied warranties are limited in duration to the warranty periods described above. Some provinces do not allow limitations on how long an implied warranty lasts, or the exclusion of incidental or consequential damages, so the above limitations do not apply to you. You may also have other rights, which vary from province to province.

U.K.: In addition to the above-referenced warranty, this LeapFrog product shall be free from defects in material and workmanship for 12 months where the 3-month warranty period is not valid. The above express warranty and any applicable implied warranties are limited in duration to the warranty periods described above. Some provinces do not allow limitations on how long an implied warranty lasts, or the exclusion of incidental or consequential damages, so the above limitations do not apply to you. You may also have other rights under U.K. law, which this warranty does not limit.

LEAPFROG, the LeapFrog logo and SUPER SAVER are registered trademarks or trademarks of LeapFrog Enterprises, Inc. Copyright © LeapFrog Enterprises, Inc. All rights reserved. U.S. Patent Pending.

Visit our fun-filled Web site at:

www.leapfrog.com

For ages 4 years and up.

Part number 605-10016