

Dear Parent,

We at LeapFrog know that you are your child's most important teacher. Our goal is to help you build an environment for your child that is rich in experiences—one that encourages discovery and fosters learning success.

As children grow, they are ready for more complex challenges. For preschoolers, we have a line of products that develop basic fundamentals to help prepare children to enter the classroom. Cheerful characters and delightful songs enhance the play experience while teaching the alphabet, phonics, vocabulary, colors, numbers and counting.

LeapFrog® learning toys are designed to grow alongside your child through each stage of development. All are made with the same playful spirit that promotes a lifelong love of learning. For additional information on how to make learning fun and effective, visit our Web site (www.leapfrog.com), where you'll find tips from parents and educators. We hope you'll join us there.

Sincerely,

Mike Wood

Mike Wood
President
LeapFrog Enterprises, Inc.

Parent Guide & Instructions

This guide contains important information.
Please keep it for future reference.



See It, Hear It, Sing It -- and Learn It!



Learning Screen
Karaoke

www.leapfrog.com

More fun learning toys from LeapFrog!

Preschool



Junior Explorer Globe
3+ years



Phonics Writing Desk™
4+ years



LeapPad® Learning System
4+ years



Math Desk
4+ years

Inspiring a Lifelong Love of Learning

Language Development

- ✓ Children are introduced to the names and phonemes of each letter in the alphabet.
- ✓ Music and rhyming help children recognize letter sounds and how sounds make words.

Exploration and Creativity

- ✓ Children are encouraged to build confidence through performance play.
- ✓ Music and singing encourage memory retention of key learning concepts.

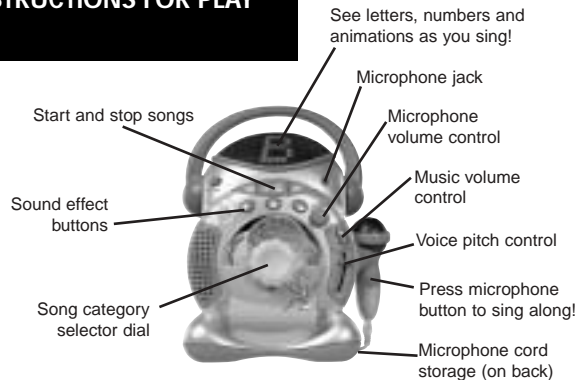
Cognitive Development

- ✓ Visual cues help children associate what they are hearing and singing to something they can see.
- ✓ Children develop memory and cognitive skills as they select and learn songs.

Imaginative Play

- ✓ Microphone allows children to create their own songs or to sing fun-filled learning songs.

INSTRUCTIONS FOR PLAY



Getting Started

- Make certain microphone cord is plugged securely into microphone jack.
- Slide On/Off switch to turn on the product.
- Select a song category by turning the large yellow dial. Choose from ABC Hits, Numbers & Fun, Phonics Favorites or Traditional Tunes.
- Press **▶▶** **STOP** to hear the first song, or use right and left arrow buttons ◀▶ to select a song. LEARNING SCREEN karaoke will announce the name of each song before it begins to play.
- As songs play, fun animations will appear on the Learning Screen!
- Squeeze the button on the microphone to sing along!
- To stop the song, press the **▶▶** **STOP** button. Press the button again to replay the current song.

Volume Control

LEARNING SCREEN karaoke has two volume controls.

The **+** **-** buttons control the volume of the music and audio.

The microphone volume dial  controls the volume of microphone only.


Pitch Control

Experiment by changing the pitch of your voice!


- Move the slider up to raise the pitch of your voice.
- Move the slider down to lower the pitch of your voice.
- Keep the slider in the center position to hear your normal voice.

Add Sound Effects!

- Press any of the sound effect buttons to add fun sounds to your performance.

 Play an introduction!

 Hear a fun drum beat!

 Hear the applause!

Song List

ABC Hits:

1. The Uppercase Alphabet Song
2. Cool Speller
3. Rhyme Time
4. The Lowercase Alphabet Song
5. Annie Oo

Numbers & Fun:

1. 20 Little LeapFrogs
2. Stomp Wiggle and Jump
3. The Grape Song
4. Birdie Bye Bye
5. The Days of the Week
6. If You're Happy and You Know It

Phonics Favorites:

26 phonics songs--one for each letter!

Traditional Tunes:

1. Pop Goes the Weasel
2. I've Been Working on the Railroad
3. London Bridge
4. Row, Row, Row Your Boat
5. Mary Had a Little Lamb
6. Itsy Bitsy Spider
7. I'm a Little Teapot
8. Oh Where, Oh Where Has My Little Dog Gone
9. Yankee Doodle
10. Old MacDonald
11. She'll Be Coming 'Round the Mountain
12. Take Me Out to the Ball Game
13. Twinkle, Twinkle, Little Star
14. Wheels on the Bus
15. Oh Susannah

Get Song Lyrics from www.Leapfrog.com

You can find lyrics for all songs, including Traditional Tunes, on www.leapfrog.com. Click on the product link for the LEARNING SCREEN karaoke and follow the on-screen instructions!

Battery Information:

Batteries included are for in-store demonstration purposes only. Replace with new batteries to improve performance.

Battery Safety:

Batteries are small objects. Replacement of batteries must be done by adults. Follow the polarity (+/-) diagram in the battery compartment. Promptly remove dead batteries from the toy. Dispose of used batteries properly. Only batteries of the same or equivalent type as recommended are to be used. DO NOT incinerate used batteries. DO NOT dispose of batteries in fire, as batteries may explode or leak. DO NOT mix old and new batteries or types of batteries (i.e. alkaline/standard). DO NOT use rechargeable batteries. DO NOT recharge non-rechargeable batteries. DO NOT short-circuit the supply terminals.

TROUBLESHOOTING	
Symptom:	Try This:
Toy does not turn on or does not respond	<ul style="list-style-type: none"> • Make sure batteries are correctly installed • Make sure battery cover is securely attached • Remove batteries and put them back in • Clean battery contacts with rubbing alcohol • Install new batteries
Toy makes strange sounds or behaves erratically	<ul style="list-style-type: none"> • Install new batteries
Toy makes improper responses	<ul style="list-style-type: none"> • Install new batteries
Microphone is not working	<ul style="list-style-type: none"> • Make certain microphone cord is plugged securely into main unit. Press microphone button to activate.
Feedback (squealing) from speaker	<ul style="list-style-type: none"> • Keep the microphone away from the front of the speaker. • Reduce the microphone volume or increase the distance between the microphone and speaker.

Battery Installation:

1. Requires 4 AA (called LR6 in some countries) alkaline batteries.
2. Open the battery door with a screwdriver.
3. Install new batteries as shown in the polarity diagram (+/-) inside the battery compartment.
4. Replace battery door securely.

U.S. Consumer Service Contact:

Please visit our U.S./Canada Consumer Support Web site at <http://www.leapfrog.com/support>, 24 hours a day. You can search for frequently asked questions, or submit a question to our support staff via e-mail.

U.S./Canada Office:

Telephone: (800) 701-LEAP (5327)
Hours: Monday through Friday, 5:00 AM to 7:00 PM and Saturday 7:00 AM to 4:00 PM, Pacific time.

U.K. Consumer Service Contact:

Please visit our U.K. Consumer Support Web site at <http://leapfroguk.custhelp.com>, 24 hours a day. You can search for frequently asked questions, or submit a question to our support staff via e-mail.

U.K. Office:

Tel: 0800 169 5435
Eire: 00 44 1702 200244
Hours: Monday through Friday, 9:00 AM to 5:00 PM.

IMPORTANT: Please notify the LeapFrog Consumer Service department of any difficulties before returning this product for any reason. Returns must have a Return Authorization number (RA#) in order to be processed. If the service representative is unable to solve the problem, you will be given instructions on how to replace the product.

WARNING: Changes or modifications to this unit not expressly approved by the party responsible for compliance could void the user's authority to operate the equipment.

Note: This device complies with Part 15 of the FCC rules.

Operation is subject to the following two conditions:

- 1) This device may not cause harmful interference, and
- 2) This device must accept any interference received, including interference that may cause undesired operation.

This equipment has been tested and found to comply with the limits for a Class B digital device pursuant to Part 15 of the FCC rules. These limits are designed to provide reasonable protection against harmful interference to radio communications. Because this toy generates, uses, and can radiate radio frequency energy, there can be no guarantee that interference will not occur. If this toy does cause interference to radio or television reception (you can check this by turning the toy off and on while listening for the interference), one or more of the following measures may be useful:

- Reorient or relocate the receiving antenna
- Increase the separation between the toy and the radio or the TV
- Consult the dealer or an experienced TV-radio technician for help

Warranty Information

This LeapFrog product is warranted only to the original purchaser for a period of 3 months from the original purchase date, under normal use and service, against defective workmanship and material. This warranty is void if the product has been damaged by accident or unreasonable use, immersion in water, neglect, abuse, battery leakage or improper installation, improper service, or other causes not arising out of defects in workmanship or materials. Repair or replacement as provided under this warranty is the exclusive remedy of the purchaser. LeapFrog shall not be liable for any incidental or consequential damages for breach of any express warranty on this product. Any implied warranty of merchantability or fitness for a particular purpose on this product is limited to the duration of this warranty. Some states do not allow the exclusion or limitation of incidental or consequential damages, or limitation on how long an implied warranty lasts, so the above limitations or exclusions may not apply to you. This warranty gives you specific legal rights and you may also have other rights, which vary from state to state.

During the warranty period, your product will either be repaired or replaced at LeapFrog's option, when returned, shipping prepaid and with proof of purchase date as instructed by a LeapFrog service representative. In the event that your product is replaced, the replacement will be covered under the original warranty or for 30 days, whichever is longer.

Canada: In addition to the above-referenced warranty, the hardware component shall be free from defects in material and workmanship for 12 months. The above express warranty and any applicable implied warranties are limited in duration to the warranty periods described above. Some provinces do not allow limitations on how long an implied warranty lasts, or the exclusion of incidental or consequential damages, so the above limitations do not apply to you. You may also have other rights, which vary from province to province.

U.K.: In addition to the above-referenced warranty, this LeapFrog product shall be free from defects in material and workmanship for 12 months where the 3-month warranty period is not valid. The above express warranty and any applicable implied warranties are limited in duration to the warranty periods described above. Some provinces do not allow limitations on how long an implied warranty lasts, or the exclusion of incidental or consequential damages, so the above limitations do not apply to you. You may also have other rights under U.K. law, which this warranty does not limit.

LEAPFROG, the LeapFrog logo, LEAPPAD, PHONICS WRITING DESK and LEARNING SCREEN are registered trademarks or trademarks of LeapFrog Enterprises, Inc. © 2003 LeapFrog Enterprises, Inc. All rights reserved

MADE IN CHINA

Visit our fun-filled Web site at: www.leapfrog.com

For ages 4 years and up
Part No. 600-02636-C