

More fun learning toys from LeapFrog!



Touch & Tug™ Discovery Book

This soft, crib activity panel converts to an on-the-go storybook!



Parent Guide & Instructions

This guide contains important information. Please keep it for future reference.
www.leapfrog.com

How to get the most out of your Touch and Tug™ Discovery Book!

Use Baby's First Books to Develop a Lifetime Love of Reading!

- ★ **Read aloud to your child every day.** Even if it is just for a few minutes, the benefits of reading together are enormous. If you begin a reading routine early, your child will look forward to this special time each day.
- ★ **Communicate as you read.** By adding movements and gestures, you can liven up familiar songs or indicate certain animals. This will give your child another way to communicate with you (even before doing so verbally!) and will add an element of fun to the experience!
- ★ **Ask questions.** Use stories as a launching board to ask relevant questions about your child's own experiences. Even before they can understand you, infants can distinguish the tonal difference of a question.
- ★ **Let baby play!** As baby grows, you can convert this product to a soft book that is perfectly designed for baby to explore on his own. Allowing exploration is a key to helping foster a love of books and reading!

Get Baby Reaching!

Once your baby begins to sit upright, he'll want to touch and grab the soft animal characters. Point to the animals and show your baby how to tug at the rings—you'll be amazed at how quickly he catches on! Targeting, reaching, and grabbing objects helps develop early motor skills.



The More Music the Better!

For infants, music brings many early learning elements together. It engages memory, imagination and language, and it can build self-confidence! Sing along to the songs included in this product, and you'll see your baby's face fill with delight.



Ideas to Help Soothe Baby To Sleep

When playtime is over, the included soothing music and lullabies are an excellent way to calm baby as he drifts to sleep. Other effective ways include:

- ★ **Storytelling:** Cuddle baby close and read the story in calm, rhythmic tones.
- ★ **Bedtime Rituals:** A bedtime ritual can help your baby end the day on a positive note, and make bedtime more inviting. Try making up your own story, or say goodnight to each of baby's little fingers and toes!
- ★ **Ambiance:** Dimming the lights and quieting background noise will help cue baby that bedtime is near.
- ★ **Infant Massage:** Use gentle strokes to help soothe and comfort baby, while speaking in a quiet voice to create a relaxing sensation that will help lull baby to sleep.
- ★ **Warm Baths:** A calm, warming bath given every night will help baby associate bath time with winding down.

INSTRUCTIONS FOR PLAY

Getting Started:

- Turn on the TOUCH & TUG™ Discovery Book by pushing the ON/OFF button. Choose a mode by pressing any of the four buttons.
- The product will automatically turn off after 2 minutes of inactivity.
- There is a switch on the battery compartment (inside of the product, behind the elephant panel) that will completely shut off the product.


Volume Control:

A LOW/HIGH volume control switch is located on the battery compartment (inside of the product, behind the elephant panel).


How to Play with the TOUCH & TUG™ Discovery Book:

The TOUCH & TUG™ Discovery Book has four modes to engage and entertain baby.


Explore Mode:

- Push  button.
- Each pull of an animal activity ring reads the rhymes written on that page, complete with fun sound effects and endearing animal voices!


Story Mode:

- Push  button.
- Each pull of the animal activity ring activates a unique musical story about that animal, and features a “playing together” theme.

Music Mode:

- Push  button.
- Play up to five minutes of engaging music. Music plays in three segments that match to each animal.
- Pull an animal activity ring to hear the music and to change tunes.

Lullaby Mode:

- Push  button.
- Play one of five classic lullabies for a relaxing, soothing experience:
 - Twinkle, Twinkle, Little Star*—Traditional
 - Rock-a-Bye Baby*—Traditional
 - Hush, Little Baby*—Traditional
 - Brahms Lullaby*—Johannes Brahms
 - Eine Klein Nachtmusik*—Wolfgang Amadeus Mozart
- Pull an animal activity ring to hear a fun animal sound effect.

How to Attach or Remove Product from Crib Rail:

- An adult must attach or remove this product from crib rail.
- CAUTION: Always attach all provided fasteners tightly to a crib or playpen according to the instructions. Check frequently.
- CAUTION: Do not add additional strings or straps to crib or playpen.
- To attach: Pull the seven (7) attachment ties from their storage pockets on the backside of the TOUCH & TUG™ Discovery Book. Position the panel inside the crib, with the product top along the top horizontal crib rail, and the animals facing

baby. Secure the upper straps to the top horizontal crib rail, and the lower straps to the nearest vertical crib supports. You may have to slide the panel left or right to get the best fit.

- To convert to activity book: Untie the crib attachment straps and push them inside their storage pockets. Fold the book so that the matching Velcro strips meet and hold the book together.

Care and Maintenance:

- Keep product away from foods and beverages
- Clean with a slightly damp cloth
- Never submerge product in water
- Remove batteries from product for prolonged storage
- Avoid exposing product to extreme temperatures

Battery Information:

Batteries included are for in-store demonstration, and should be replaced to improve performance. Requires 3 AAA (called LR03 in some countries) alkaline batteries.

Battery Safety:

Batteries are small objects. Replacement of batteries must be done by adults. Follow the polarity (+/-) diagram in the battery compartment. Promptly remove dead batteries from the toy. Dispose of used batteries properly. Only batteries of the same or equivalent type as recommended are to be used.

- DO NOT incinerate used batteries.
- DO NOT dispose of batteries in fire, as batteries may explode or leak.
- DO NOT mix old and new batteries or types of batteries (i.e. alkaline/standard).
- DO NOT use rechargeable batteries.
- DO NOT recharge non-rechargeable batteries.
- DO NOT short-circuit the supply terminals.

Battery Installation:

1. Locate the battery compartment (inside of product, behind the elephant panel)
2. Open the battery door with a screwdriver.
3. Install new batteries as shown in the polarity diagram (+/-) inside the battery compartment.
4. Replace battery door securely.

TROUBLESHOOTING

Symptom:	Try This:
Toy does not turn on or does not respond	<ul style="list-style-type: none">• Make sure batteries are correctly installed• Make sure battery cover is securely attached• Remove batteries and put them back in• Clean battery contacts with rubbing alcohol• Install new batteries
Toy makes strange sounds or behaves erratically	<ul style="list-style-type: none">• Install new batteries• Clean battery contacts with rubbing alcohol
Toy makes improper responses	<ul style="list-style-type: none">• Install new batteries• Clean battery contacts with rubbing alcohol

U. S./Canada Consumer Service Contact:

Please visit our U.S. Consumer Support Web site at: <http://www.leapfrog.com/support>, or our Canada Consumer Support Web site at: <http://lfcanada.custhelp.com>, 24 hours a day. You can search for frequently asked questions, or submit a question to our support staff via e-mail.

U.S./Canada Office:

Telephone: (800) 701-LEAP (5327)

Hours: Monday through Friday, 5:00 AM to 7:00 PM and Saturday 7:00 AM to 4:00 PM, Pacific time.

U.K. Consumer Service Contact:

Please visit our U.K. Consumer Support Web site at: <http://leapfroguk.custhelp.com>, 24 hours a day. You can search for frequently asked questions, or submit a question to our support staff via e-mail.

U.K. Office:

Telephone: 0800 169 5435

Eire: 00 44 1702 200244

Hours: Monday through Friday, 9:00 AM to 5:00 PM.

IMPORTANT: Please notify the LeapFrog Consumer Service department of any difficulties before returning this product for any reason. Returns must have a Return Authorization number (RA#) in order to be processed. If the service representative is unable to solve the problem, you will be given instructions on how to replace the product.

WARNING: Changes or modifications to this unit not expressly approved by the party responsible for compliance could void the user's authority to operate the equipment.

Note:

This device complies with Part 15 of the FCC rules.

Operation is subject to the following two conditions:

- 1) This device may not cause harmful interference, and
- 2) This device must accept any interference received, including interference that may cause undesired operation.

This equipment has been tested and found to comply with the limits for a Class B digital device pursuant to Part 15 of the FCC rules. These limits are designed to provide reasonable protection against harmful interference to radio communications. Because this toy generates, uses, and can radiate radio frequency energy, there can be no guarantee that interference will not occur. If this toy does cause interference to radio or television reception (you can check this by turning the toy off and on while listening for the interference), one or more of the following measures may be useful:

- Reorient or relocate the receiving antenna
- Increase the separation between the toy and the radio or the TV
- Consult the dealer or an experienced TV-radio technician for help

Warranty Information

This LeapFrog product is warranted only to the original purchaser for a period of 3 months from the original purchase date, under normal use and service, against defective workmanship and material. This warranty is void if the product has been damaged by accident or unreasonable use, immersion in water, neglect, abuse, battery leakage or improper installation, improper service, or other causes not arising out of defects in workmanship or materials. Repair or replacement as provided under this warranty is the exclusive remedy of the purchaser. LeapFrog shall not be liable for any incidental or consequential damages for breach of any express warranty on this product. Any implied warranty of merchantability or fitness for a particular purpose on this product is limited to the duration of this warranty. Some states do not allow the exclusion or limitation of incidental or consequential damages, or limitation on how long an implied warranty lasts, so the above limitations or exclusions may not apply to you. This warranty gives you specific legal rights and you may also have other rights, which vary from state to state.

During the warranty period, your product will either be repaired or replaced at LeapFrog's option, when returned, shipping prepaid and with proof of purchase date as instructed by a LeapFrog service representative. In the event that your product is replaced, the replacement product will be covered under the original warranty or for 30 days, whichever is longer.

Canada: In addition to the above-referenced warranty, the hardware component shall be free from defects in material and workmanship for 12 months. The above express warranty and any applicable implied warranties are limited in duration to the warranty periods described above. Some provinces do not allow limitations on how long an implied warranty lasts, or the exclusion of incidental or consequential damages, so the above limitations do not apply to you. You may also have other rights, which vary from province to province.

U.K.: In addition to the above-referenced warranty, this LeapFrog product shall be free from defects in material and workmanship for 12 months where the 3-month warranty period is not valid. The above express warranty and any applicable implied warranties are limited in duration to the warranty periods described above. Some provinces do not allow limitations on how long an implied warranty lasts, or the exclusion of incidental or consequential damages, so the above limitations do not apply to you. You may also have other rights under U.K. law, which this warranty does not limit.

LEAPFROG, the LeapFrog logo, TOUCH & TUG, MAGIC MOMENTS, COUNTING PAL, LEARN AND GROOVE, and LEARNING BAND are registered trademarks or trademarks of LeapFrog Enterprises, Inc. © Copyright LeapFrog Enterprises, Inc. U.S. Patent Pending.

Visit our fun-filled Web site at: www.leapfrog.com

For ages Birth and up.